



Words from the Baroness

Unto the Barony of The Steppes, does Ekaterina Iadorovna Kharlampieva send warmest greetings during this chilly time of year.

My friends,

As I reflect on my first year as baroness, I am cannot help but rejoice in all that we have accomplished. We hosted our usual 3 events: Twelfth Night, Steppes Warlord, and Steppes Artisan. We also hosted Kingdom Heraldic and Scribal Symposium, and Queen's Tournament. We've had a busy year and I'm proud that we worked together to make it happen.

More recently, we hosted a joint fighter practice with Elfsea. Thank you to Dragos, Refr, Chloe, Laurel, Domingo, Sarah, and Peter for helping with set up, tear down, and locker runs. Thank you to everyone that brought food; thanks also to Samantha for coordinating that. Thank you to the heavy and light fighters that came out to play. I believe that everyone had a great time. Art also happened; thank you to those that worked on and shared your art with us. Most especially, thank you to everyone from Elfsea that came over to play. We enjoyed sharing the day with you, and look forward to March when we get to do this again.

The Holiday party was, as it always is, a great time. Thanks to Mistress Honour and Ld. Hosey for hosting the party. We shared food, laughter, and the joy of the season. Thank you to everyone for attending.

Twelfth Night will be a most wonderful event. Thank you to our stewards, Baroness Alessandra and M'Lord Draden. Thank you to all of their assistants at gate, decorations, set up, clean up, judges, and all others that will help to make this event happen. I will have names of those that won competitions and received awards next month. Thank you for your hard work as hosts to the Kingdom.

The new year has lots for us to do. Following our Twelfth Night event is Crown Tournament and with it a new Prince and Princess. I wish good luck to all who are fighting. Next is Red Tape, Kingdom A&S, and Gulf War. Somewhere in there, we will be making fighting tabards for those going to war. We have a proposal for a charitable project to be completed, hopefully, before Warlord. Looking a bit further ahead, Elfsea Defender, Glaslyn Defender, Steppes Warlord, Dragonsfire Tor Champions tournaments, Coronation and Queens.

The new year is upon us. Time marches on. I wish you all good fortune in the new year and may amazing things happen to you and yours.

Until next month, I remain, ever in service to our Barony and Kingdom of Ansteorra,

Ekaterina Iadorovna Kharlampieva known as Katya
Baroness of The Steppes, Ansteorra
Lady Glaslyn
Lady Kyngescreke



**Baroness Ekaterina
Iadorovna
Kharlampieva**

“Known as Katya”

baroness

Special Points of Interest


- ◆ Chronicler Deputy wanted
- ◆ Quartermaster Position open for bids
- ◆ Archery Marshall open for bids
- ◆ Populace in the Park moved to 2nd Sunday of the month



In This Issue

<i>Words from the Baroness</i>	1
<i>Words from the Seneschal</i>	2
<i>Calendar</i>	3-4
<i>Opportunities</i>	5-7
<i>Steppin' Out</i>	8
<i>Things to Know</i>	9-11
<i>Da'ud Bob Movie Review</i>	12
<i>Officer Reports</i>	13-19
<i>Steppes Reign</i>	20
<i>Other Places to Visit</i>	21-22
<i>Disclaimers, Credits, Copy-</i>	23

Words from the Seneschal



Greetings Again,

12th Night will soon be behind us and hopefully fun will be had by all. Thanks to all that will help.

On to the next. Well it is time to gear up for WAR. March is only two months away. Combat, Classes, Parties, Shopping, meeting new friends. Yes, it is time to gear up for Gulf Wars. For those that have never been to a big WAR, it is awesome. If you are planning on camping with the Barony, when you pre-register make sure you put Barony of the Steppes, Kingdom of Ansteorra as your camping place. More information to follow on this.

Back to business: we are in need of a new Quartermaster. This is a job of keeping up with inventory, helping transport regalia, and repairing items or having items repaired. If this interests you, please contact me or the Baroness.

I remain in service,

Domingo



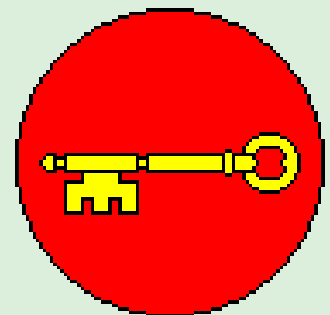
Seneschal

Sir Domingo de la Vega

(Charles Barnes)

Seneschal

@steppes.ansteorra.org



January 2015

Sun	Mon	Tue	Wed	Thu	Fri	Sat
				1	2	3 Steppes 12th Night & Eisteddfod
4 2pm – Fighter Practice 2pm – Archery Practice	5 7:30pm – Glaslyn Fighter Practice	6 7:00 Rapier Practice	7 McKinney Fighter Practice	8 7:00 Garland A & S 7:00 Kynges Creke Populace	9	10 Crown Tournament Houston, TX
11 2pm – Fighter Practice 2pm Populace in the Park	12 7:30pm – Glaslyn Fighter Practice	13 7:00 Rapier Practice	14 McKinney Fighter Practice	15 7:00 Business Meeting 7:00 Kynges Creke Practice	16	17
18 2pm – Fighter Practice 2pm – Archery Practice	19 7:30pm – Glaslyn Fighter Practice	20 7:00 Rapier Practice	21 McKinney Fighter Practice	22 7:00 Kynges Creke Practice	23	24
25 2pm – Fighter Practice	26 7:30pm – Glaslyn Fighter Practice	27 7:00 Rapier Practice 7:00 Little Elm A & S	28 McKinney Fighter Practice	29 7:00 Kynges Creke Practice	30	31 <u>Winterkingdom</u> - Northkeep (Tulsa, OK)

Local events in Black

Out of Barony/Kingdom events are in Blue

Events with Flyers are in Red

February 2015

Sun	Mon	Tue	Wed	Thu	Fri	Sat
1 2pm – Heavy Fighter Practice 2pm – Archery Practice	2 7:30pm – Glaslyn Fighter Practice	3 7:00 pm- Rapier Practice	4 McKinney Fighter Practice	5 7:00 Garland A & S 7:00 Kynges Creke Populace	6	7 Candlemas - Bryn Gwlad (Austin, TX)
8 2pm – Heavy Fighter Practice 2pm – Populace in the Park	9 7:30pm – Glaslyn Fighter Practice	10 7:00pm- Rapier Practice	11 McKinney Fighter Practice	12 7:00 Kynges Creke Practice	13	14 Kingdom A&S & Provincial Games - Mooneschadowe (Stillwater, OK)
15 2pm – Heavy Fighter Practice 2pm – Archery Practice	16 7:30pm – Glaslyn Fighter Practice	17 7:00 pm- Rapier Practice	18 McKinney Fighter Practice	19 7:00 Business Meeting 7:00 Kynges Creke Practice	20	21 Southern War College - Raven's Fort (Huntsville, TX)
22 2pm – Heavy Fighter Practice	23 7:30pm – Glaslyn Fighter Practice	24 7:00 pm- Rapier Practice	25 McKinney Fighter Practice	26 7:00 Kynges Creke Practice	27 Weekend at the Tavern - Bjornsborg (San Antonio, TX)	28 Weekend at the Tavern - Bjornsborg (San Antonio, TX)

Local events in Black
 Out of Barony/Kingdom events are in Blue
 Events with Flyers are in Red

Opportunities

A&S Nights

2nd Thursday of the month - 7:00 pm until 9:00 pm

Gloria Dei Lutheran Church 1333 Beltline Road Garland, TX 75040-3267 This is on Beltline, at N Garland Rd.

You will see a large sign for a car wash. Parking is behind the church. This is a monthly meeting, held the second Thursday of each month, for sharing in our interests in the arts and sciences. There are several tables, so bring a project if you have something you want to work on.

4th Tuesday of the month– 7:00 pm

2325 Sumac Court Little Elm, Texas 75068 7:00p.m.

Hosted by Ly. Aerial Thorhall [214-724-5747](tel:214-724-5747)

Come, Eat, Drink, Create. Bring your current project, or start a new one and join me for an A&S evening.

Please feel free to bring a side to supplement our evening repast. Movie selection will be SCA inspirational.

Chivalric Fighter Practice

Steppes fighter practice is open to all. New fighters welcome! The only equipment that a beginner needs to supply is an athletic cup. Loaner gear is available, and good gentles will happily be willing to instruct beginners in the fine art of Chivalric or Heavy Fighting. Fighter Practice will not be held on the following dates: Sunday before Gulf Wars, Sunday after Gulf Wars, Memorial Day Weekend (Steppes Warlord), Labor Day Weekend

Sundays 2:00 pm Carrollton

Oak Creek Park 2531 Oak Creek Dr Carrollton, TX

(It's actually past the Tennis Center, behind the playground. Plenty of parking along the road.)

Wednesday 6:30 pm McKinney

Bonnie Wenk Dog Park 2996 W. Virginia Pkwy (just off of Virginia Ave– east of Hardin)

Rapier Practice

Tuesdays 7:00 pm – 9:00 pm

Huffines Park 1500 N. Plano Rd Richardson, TX 75081

Rapier Practice aka Light Fighter Practice (Fencing) Practice is held between the tennis court and the ball field. Monitor the Steppes Rapier Practice facebook page for info and site clarifications. New fighters are always welcome. The only equipment that a beginner needs to supply is an athletic cup. Loaner gear is available and good gentles will happily be willing to instruct beginners in the fine art of Rapier or Light Fighting.

Archery Practice

1st and 3rd Sundays 2:00 pm

Steppes archery practices are held on the first and third Sundays of the month, 2PM at the Westlake Sports Center, 601 Gross Road in Mesquite 75149

Glaslyn Fighter Practice

Mondays 7:30pm – 10:30pm (Except Christmas Eve and New Years Eve)

North Lakes Park 2001 W. Windsor Dr. Denton, TX

Directions: From I35 E in Denton, Texas exit University Drive (Hwy 380). Go east on University Dr. Go north on Bonnie Brae St. Go east on Windsor Dr. Just past the baseball fields, turn left (north) into the parking lot. Fighter practice meets on the east side of the parking lot in front of the playground.

Opportunities

Her Excellency Ekaterina Iadorovna Kharlampieva
Baroness of the Steppes, Lady of Glaslyn, Lady of Kyngescreke

Cordially invites you to attend the annual celebration of
Steppes Twelfth Night

January 3rd, 2015

Site: Corral Barn, 3312 North Central Expressway, Plano, Texas 75074.

The site will have alcoholic beverages, soft drinks, and bottled water available for sale. We are not allowed to bring in any alcoholic beverages, or commercially sold soft drinks or bottled water. Fruit juices, tea, lemonade or hand-crafted non-alcoholic beverages are permitted, as is food.

Planned activities include:

- Sideboard from 2 p.m. until 8 p.m. with loads of food on a groaning table.
- Games
- European Dancing
- Table Decorating Competition – Prizes for “Best Russian Table” and “Best Steppes Table”
- Table Top Siege Engine Competition - How far can you throw a grape?
- Subtlety Contest (Sweet and Savory categories)
- Costume Contest - (Ancient, Early, Late for both Youth and Adult categories)
- Heraldic Consulting Table
- Merchants
- Musicians cordially invited to bring their instruments
- An "Anniversary Tree" for HE Ekatarina - Christmas tree decorated with paper ornaments celebrating Her Excellency's first anniversary as Baroness. Please make a decoration for the tree!

Site Fees: Adult (18 & older): \$20.00

Child: \$10.00

Family Max: \$60.00

Non-membership surcharge: \$5.00

Site is open from 10 AM to Midnight

Directions: Take best route to Plano and take US 75. Take Parker Road exit. If coming south on 75, take the overpass and turn north onto the frontage road (do not continue on Parker). Take the third entrance on the right (in front of the Hangout Patio Bar & Grill). If you pass Joe's Crab Shack you've gone too far.

Minors must be accompanied by a parent or legal guardian. They may also attend with a 21 years or older adult with a signed and notarized Minor Event Waiver Form from the parents. Make checks payable to: SCA, Inc./Barony of the Steppes.

Steward: HE Alessandra Desiderio (Karie Mitchell)
2524 Peppertree Place
Plano, Texas 75074
karie.mitchell@gmail.com
214/562-2433 (please leave a message)

Co-Steward: HL Emma Haldan (Esther Reese)
917 St. Paul Drive
Richardson, TX 75080
reese_esther@yahoo.com
210/385-5979 – text only

Opportunities



Crown Tournament January 10th, 2015

Join us at Cambra Darkhorse's Ranch
4230 Allison Rd, Houston TX 77048



Site is open from 3PM Friday until 11AM on Sunday

Gate: 6AM - 11AM Saturday Site is primitive and camping space will be available! You are also welcome to enjoy alcoholic beverages on site.

Adults: \$10
Children: \$5
Family Max: \$30

Please make checks payable to: SCA Inc., Kingdom of Ansteorra

Minors must be accompanied by a parent or legal guardian. They may also attend with a 21 year or older adult with a signed and notarized Minor Event Waiver Form from their parents.

Leashed pets with paper proof of rabies shots are also welcome on site.

We ask that you take all trash with you as you leave site.

Directions:

Make your best way to Houston, and follow signs to Texas 288 South.
Take Almeda-Genoa Rd Exit. Turn left on Almeda-Genoa.
In approximately 2 miles, take a slight Right onto Allison Rd

Event Stewards:

[Lady Elena Wyth](#)

MKA Rachel Little

1315 Nasa Parkway #459
409-939-1302

[Sir Modius von Mergentheim](#)

MKA Erik Langhans
3611 Chatwood Dr
Pearland, TX 77581
713-818-4905

Steppin Out.....

What's been going on..... A&S/
Business Meeting,
Populace in the Park
Christmas
Party



Come join the fun!!!



Recommended Articles/Things to Know

On the making of a
Bannerstand

whereby one's arms may be properly and with great ceremony displayed for the pleasure and enjoyment of all.

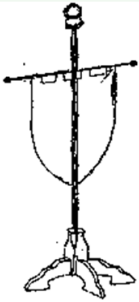
This being a reasonable project for even those of limited purse or cartage who have a desire to display their arms and devices prominently.

by
Ld. Chas. Oakley, Esq.



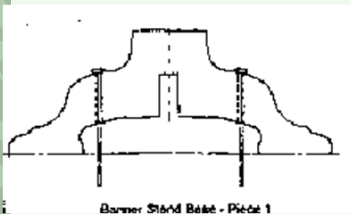
Unto all good Gentles;

Some time ago I was working in my shop and was trying to find things to do with the various pieces of scraps laying about. Needing a banner stand I began to experiment with various designs. The following is the result of that experimentation. To date, my banner stand has held up to Pennsic weather (storms and all), indoor events, travel and the constant packing and unpacking that we all do.... there have been a couple of refinements since I made my original one and they too shall be presented with this pamphlet...

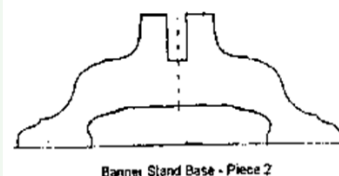


O.K.... you've finally gotten your arms passed, learned to sew a bit (or else had some kind person you know do it for you...) and you've gotten yourself a way cool banner for outside your pavillion and you've suddenly realized all you have to display it on is a couple of pieces of PVC you've duct taped together the night before... bummer....

Well, I am pleased to present you with plans for constructing an all weather, indoor/outdoor, it'll pack in your Geo Metro banner stand. All it takes is a chunk of 4"x4" wood about a foot long, a couple of pieces of 2" x 10" pine about 2 feet long, a piece of 5/8" inch dowel about 3' long and the handle from a push broom (the longer the better.... 5' minimum and at least an inch in diameter).



Banner Stand Base - Piece 1



Banner Stand Base - Piece 2

The Plan...

Let's start with the easy stuff and go from there...

Take those pieces of 2" x 10" material and lay out something that looks like the illustration to the right.... that notch on the bottom has to be laid out along the center line and is the width of the 2" material... or 1 1/2" (yea... dimensional lumber... go figure...). Part 1 of the base has two distinctions from part 2 of the base... First, the slot for joining the two base pieces is on the bottom of the center part of the piece. Second, there are two holes drilled through the shoulder of the part.... one to each side of the center slot. These are used for anchoring the banner stand to the ground when it is used outside. These holes only need to be drilled on this half as it saddles the other part and locks it to the

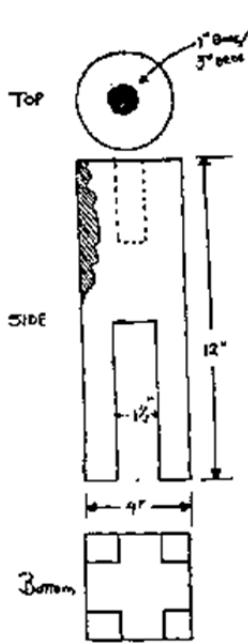
ground.

There is no particular design pattern except that I like to make the spread of the feet at least two feet wide to help ensure stability. **DON'T PUT THE HOLES FOR ANCHORING IN THE FEET!** Been there... done that... bad plan. The grain of the wood runs parallel to the ground and the shape of the base parts make a weak area between the feet and the shoulder of the part. If you should have to pry the spike or nail out of the ground you can fairly easily tear the feet off of the part if the nail is in the foot rather than in the shoulder... trust me... I found out the hard way.

Recommended Articles/Things to Know

The slots should be just the width of the material you are using to make the bases from. The slots should each extend $\frac{1}{2}$ of the distance between the top and the bottom of the part at the centerline. When you test fit these pieces they should fit "finger snug"... Remember... wood swells when it gets wet. Even putting a good sealer coat of paint, varnish or polyurethane on them won't ensure they won't swell.... you don't want them too loose either or they'll get some wobble in them...

A Trickier part...



The next part is a little trickier to make. This is the piece that holds the whole assembly together. If you have access to a lathe and know how to use it (or know somebody who will teach you...) it can be turned... turning is very period and goes back a very long way... If, on the other hand, you don't have a clue what a lathe is and have no desire to find out.. It can be carved or just a square block of wood. For lack of a better word to describe this part we'll call it the 'post'.

The post, as the illustration shows is about a foot high and should be at least 4" square... actual dimension... larger is fine but you'll need the width to give you the legs long enough to saddle over the base pieces and yet be strong enough to carry the weight and stresses of the stand.

As you can also see from the drawing, there is a 1" hole in the top of the post to accept the banner pole. Personally, I like to find poles that are about an inch and a quarter in size... they're a bit more costly but I like the look.

Once again... the slots in the post should be just wide enough to accommodate the base pieces on a "finger snug" fit. Too tight and things start getting broken when the humidity and rain hits it... the same goes for the hole in the post.... you might want to consider drilling the hole just a bit oversize and then using small wedges to keep the pole tight... it's a bit more bother but could make taking a soaked banner pole a lot easier to get out!

Odds and Ends...

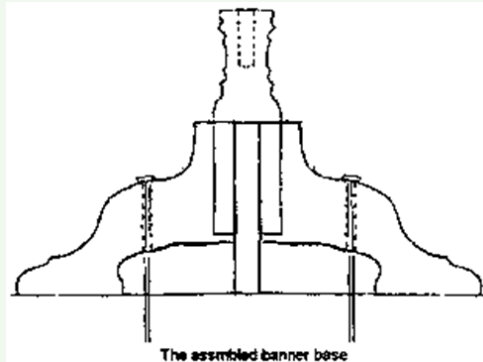
Use a 5/8" drill bit to bore a hole through the banner pole about a foot from the top. Slide the dowel through the hole. This will form the cross bar from which you can hang your banner.

I like to spray paint my banner stands with gold paint. From a distance it gives a wonderful metallic appearance. There are also very nice copper, bronze and silver spray paints available.

Turning or carving a finial for the top of the banner stand will help to 'dress it up' a bit. Using a dremel tool to carve a design, badge or other emblem on a plaque or shield and then mounting it to a piece of wood with a 1" hole drilled in it will serve to make a very nice finial without having to turn the wood on a lathe.

Recommended Articles/Things to Know

The Assembled Base



Enhancements...

His Grace Sir Edmund of Herford has modified the cross bar assembly by putting a bit larger dowel through a block of wood that was set on top of the banner stand... This allows for two pennant type banners to be suspended, on either side of the pole. If you and your lady (or lord) are seated in front of the banner stand then you can each have your banner hanging behind you... it makes for a very effective display... Anyway... have fun and make stuff...

*Unto all
Good and Gentle Readers
throughout the known world*

Greetings;

As there are many who have, directly or indirectly, given much to me in the context of our game, allow me to honor them in the following manner: These publications are hereby granted to those who may find use of it free and unencumbered distribution. Chroniclers may feel free to reproduce these, builders of things may copy it and pass it along to other builders of things. Each may use it as they desire.

All that I ask is that this page be included so that those that your receivers of these plans may know also that they may also freely gift others... and to that in the event there are

errors, omissions or other errata that needs tending... the recipients will know the proper person to blame...

Your obdn't servant -

Da'ud Bob Movie Review for January

Macbeth



I always find it interesting to see what I would term a "different take" on one or another of Shakespeare's plays. There have been some really good ones: Ian McKellen's *Richard III* with its setting in the 1930s; Akira Kurosawa's *Throne of Blood*, setting *Macbeth* in feudal Japan; *10 Things I Hate About You*, placing *The Taming of the Shrew* in a modern California high school. There have been others, of course, which did not hold up quite so well: the production of *Shogun Macbeth* came across as merely campy and overblown; and I've heard of, though not seen, a *Romeo and Juliet* set in the Wild West of America that I'm told was pretty bad. So I was trying to keep an open mind about this "sexy high-octane retelling of the classic Shakespeare story" of *Macbeth*, but I had my reservations, as well, since the setting was modern Melbourne, Australia, taking place among the gangs and drug lords. It actually turned out to be better than I had expected, and so this month Da'ud Bob reviews director Geoffery Wright's 2006 version of "the Scottish play," *Macbeth*.

Starring Sam Worthington (*Avatar*, *Clash of the Titans*) as Macbeth, Victoria Hill as Lady Macbeth, Steve Bastoni as Banquo, Gary Sweet as Duncan, Matt Doran as Malcolm, Lachy Hulme as Macduff, Kat Stewart as Lady Macduff, and Craig Stott as Fleance, if you don't yet know the basic plot of this tale of overweening ambition and descent into madness, you should be able to locate a quick synopsis in about 30 seconds on-line somewhere. As one of Shakespeare's most popular plays, it's easy enough to find.

Good points: It's Shakespeare's words. The music throughout is appropriate to the action on the screen. The treatment of Macbeth's "Is this a dagger I see before me?" monologue, where the "dagger" is the shadow of the leaves of a long-leaved plant on the door. Lady Macbeth is treated more sympathetically than in many productions. Showing Banquo's ghost only in the mirror was an interesting way of treating his appearance to Macbeth. The use of a lumber truck from "Birnam Timber" to have "Birnam wood to high Dunsinane hill ... come" was very clever. The many voiceovers seemed to work well-not disrupting the flow of the action.

Bad points: Parts of the play were omitted (though this is a common occurrence with filmed versions of Shakespeare's plays); but others were rearranged in order to keep the action flowing. For those familiar with the play, this was sometimes distracting. Spoken lines were missing entirely or else not where you expected them to hear them (e.g., Macbeth's "Tomorrow, and tomorrow, and tomorrow" monologue was placed right at the very end of the movie instead of right after [Spoiler Alert!] Lady Macbeth's death). The literal presentation of the witches' brew ingredients. The "tramp stamp" tattoos. Eight breasts. Five gallons of blood. 29 dead bodies. Hammer fu. Screwdriver fu. Spray paint fu. Pistol fu. Machine gun fu. Garrote fu. Bottle fu. Knife fu. Wine glass rolls. Gratuitous graveyard vandalism. Gratuitous cocaine. Gratuitous worms. Gratuitous silencer. Gratuitous slo-mo. Gratuitous (simulated) sex with the witches.

Academy Award nominations to Sam Worthington as Macbeth for making the transition from reluctant murderer to bloodthirsty tyrant seem so natural, and to Victoria Hill as Lady Macbeth for her portrayal of a woman at first ambitious for her husband, but whose will collapses under the strain of what her husband is becoming and her own participation in that transformation. A 92 on the Vomit Meter. 3½ stars. Da'ud Bob says, "It really is a "high-octane retelling" of the play. Check it out!"

Words from the Exchequer

Greetings and Salutations, Steppes, Glaslyn, and Kingscreke, from Mistress Xene Theriane, Exchequer!

First, many thanks to Lord Konrad for his work as Quartermaster/ Chamberlain for the Steppes and in taking such good care of our physical assets such as the Baronial Pavilions and the list poles. We are now accepting applications for the position, which will close at the February 2015 business meeting.

The Quartermaster or Chamberlain is a deputy to the Exchequer due to the maintenance of the Baronial Inventory being a major part of the job. The Chamberlain is responsible for the inventory and maintenance of all baronial property and regalia used by the landed noble(s) and their Champions. The Chamberlain will also work with the Exchequer and the Financial Committee to make sure bids for new or replacement properties are announced. If any property or regalia be in need of repair or 'maintenance, the Chamberlain shall inform the Financial Committee via the Baronial Exchequer of the expected repair costs and timeline. Traditionally, the Chamberlain has also been in charge of coordinating the load out for events from the Baronial storage unit, then unpacking and load in after the events.

This is a very important office for the Barony. If you are interested, please email me at treasurer@steppes.ansteorra.org. The application for office can be found at <http://seneschal.ansteorra.org/forms/ApplicationJan08.pdf>. Secondly, I have a new Deputy, Cristiana D'Airel. I'm looking forward to attending January Round Table in Arlington with Cristiana for our 'Exchequer classes.

Thirdly, in the month of November, the 2015 Steppes Budget was approved by the Financial Committee and was sent into the Central 'Regional Exchequer. In December, we also completed the 3rd Qtr Report and the November Monthly Report.

Please remember: **All receipts for Steppes 12th Night must be in by the next Business meeting on Jan 15th if you expect reimbursement. No exceptions.** Any receipts received later than Jan 15th will not be reimbursed. **Period.** *You have been warned.* You can always write your unreimbursed expenses off on your taxes next year as a 'donation.

I will accept scanned and emailed receipts, along with proper descriptions of the purchases. If you don't know whether or not it is in the event budget or the annual budget, please contact me prior to purchasing. All official email and messages should be sent to treasurer@steppes.ansteorra.org and not to my personal email or Facebook account.

Remember, "The job's not over 'til the paperwork's done!"

Thank you,
Mistress Xene Theriane, OL, OP



Baronial Exchequer

Baronial Exchequer
treasurer@
steppes.ansteorra.org

Mistress Xene Theriane




Words from the Youth Combat Marshal

From to Steppes Youth Combat Marshall,

While I have no plans to vacate the office in the near future, it is time to start seeking a replacement as our kids are getting closer to aging out into the adult combat arena. I would like to have someone be a deputy for a while before taking over the office. If you have an interest in becoming the next Steppes Youth Marshall, please contact me.

*-Lady Alexandra
Steppes Youth Marshall*



Youth Combat Marshal

Alexandra Notte Clare
(Alex Shahan)

**Deputy Youth Combat
Marshal**

Viscount Galen of Bristol
(Paul Mitchell)
sirgalen@gmail.com

Words from SLAB

(Steppes Loose Association of Brewers) (non-guild):

Without a brewing competition at Steppes 12th Night, things are kind of slow but I do want to remind folks we shall be holding our brewing competition at Steppes Warlord, and now is the time to start getting those entries ready!

We are asking for a volunteer or volunteers to run the Warlord competition for 2015. It is not a hard task, unless your plate is already full for the event. Unfortunately mine is this year. So, hopefully, one of our other members shall step up to the bar so to speak. If interested, please contact me, and we shall be glad to help get you started.

Regards,

Ironwurm

Words From the Interim Archery Marshal

Happy New Year all,

As our weather cools don't allow it to cause your skills to wane by waiting for warmer days to practice. Trust me, spring will arrive sooner than you expect and with spring comes those archery competitions all over Ansteorra. If you do not practice now you cannot win then! I must surrender that coveted silver Steppes Archer's badge to someone come next Steppes Warlord and I would much rather see it go to another archer from Steppes than someone from another group, so you guys had better get busy if you want to win the prize for yourself and keep it here at home!

We have no plans to close archery practice just because it is cooler (other than maybe if it's near freezing or pouring down rain), so keep the first & third Sunday's of your month open to come to archery practice and keep improving that aim.

We are accepting applications for the position of Steppes Archery Marshal and offering on-the-job training for prospective applicants just contact myself, our Seneschal or Baroness for details.


Of course for a bit of more fun this month we have our Steppes 12th Night coming up and with that our annual "Tabletop Siege Engine & Feast Crossbow Competition"! Rumor is that there is a new competitor with a rapid firing accurate little catapult who, plans to give you feast crossbow users a run for your money this year! That should add a new twist to the feast crossbow domination held for so many years of the competition. There is still plenty of time to get your entries ready and practice up before the event, so whom shall be the big winner this year? It could be you!

See you there!

Regards,

HL Wm. Black Dragon aka "Ironwyrn"

Interim Steppes Archery Marshal and
Steppes Archer



Archery Marshal
HL William
Black Dragon
Aka
Ironwym

Ironwym@yahoo.com



Words from the Minister of Arts and Science



**Minister of
Arts and Science**
Capten Rhys

moas@
steppes.ansteorra.org



Greetings to the Populace,

As the seasons continue their relentless turn, a new year is upon us. It is time to consider what goals to set for the next 12 months. Do you want to enter Steppes Artisan this new year? Kingdom A&S? Do you need as assistance with documentation? resources? Here in Steppes we have some fantastic Artisans, and Laurels, as well as other A&S workers. Use these resources to set up awesome displays! If you need some help getting a hold of some of these great people, drop me a line. I would be happy to point you to those who can help you out.

-Capten Rhys
Steppes Moas

Words from the Rapier Marshal



Rapier Marshal
Lord Peter Rhys

Rapier@
steppes.ansteorra.org



Happy Holidays Steppes,

I hope everyone gets the rapier gear on their wish list. The addition of melee practice is going strong. The completely ready kite shields are ready.

If you would like one, please let me know. You will need to strap it yourself as desired ;or if you need help, I can assist you.

Loaner gear bag could use some additions; gargets or armor jackets in large and extra-large. There were only 3 practices this months as the fighters took off the weeks of Christmas and New Years. Regular practice will resume in earnest on January 6th.

*Steppes Rapier Marshall
Peter Rhys*

Words from the Chronicler



Chronicler
Lady Sarah Fynn

chronicler@
steppes.ansteorra.org

I hope you have enjoyed another year of The Steppes Letter. Hopefully, you will start to use the newsletter more during 2015. Remember- I'm always looking for contributions.

It is also time for me to select a deputy. If you would be interested in being a deputy or the next Chronicler, please feel free to contact me. I can be found at events, via e-mail or on Facebook.

Happy reading,
Sarah



Words from the Knight Marshal

We are now in training season for Gulf Wars, and thus need to start nailing down troop numbers/compositions for our commanders. If you are planning on attending Gulf Wars and will be participating in melees, please let me know what you're planning to bring so that I can inform our central regional commander!



YIS, BHH



Knight Marshal

Bjorn
Hesthverda Hauksson
marshal
[@steppes.
ansteorra.org](mailto:bjorn@steppes.ansteorra.org)

Words from the Steppes Bowyer & Fletchers Guild:

We still need to make repairs to our baronial arrow levy, however time & location seem to be hindering the process somewhat. Hopefully by mid-January we shall be able to hold a meeting/workday. I know many of you like myself are in need of adding to or repairing your own kit and we need to take care of that asap so we have to get started. I am having a difficult time enough lately just trying to keep up with the recent demand for crossbow bolts at our Steppes Archery practices since the loaner crossbow introduction a couple months ago.

So count on a workday to be announced sometime in mid-January. Watch for the when & where post after Steppes 12th Night.

Regards,

Ironwurm

Steppes Officers

Scribal Guild

Vacant

If you are interested in this position contact

**Minister of
Arts and Science**
Capten Rhys

Webminister

Alain de la Rue

Webminister@steppes.ansteorra.org



Steppes Officers



Quartermaster
Lord Konrad Novak



Oakenwald Pursuivant
herald@steppes.ansteorra.org

Lord Alric Godwynson
(James Felix)

alricgodwynson@yahoo.com
(719) 640-5468



January Birthdays

Christiana Inghean Fearghus Jan 2
Alvin de Claremont Jan 5
Alessandra Beatrice Desiderio jan7
Zhenya Davidova (Cat) Jan 28

Rulers of The Steppes

Aulus Allemanius Draconis	08/30/75
Aureliane Rioghail	11/18/1979
Leo Exiter the Wanderer and Anne Louise of Bluecastle	07/31/1982
Robin of Gilwell and Adelicia Tagliaferro	02/13/1988
Thorkel Magnusson and Kalida Aristana	05/25/1991
Edwin FitzLloyd	07/24/1993
Fredrich der Rothirsch and Catrin Brynmorgan	01/08/2000
Abd al-Mahdi Jamal ibn Hakim and Valeria Richila Navarro	01/03/2004
Miguel Sebastian de Oporto and Conal Alexandria O'Riordain (Vicar and Vicarress)	11/12/05
Katheryn Cunningghame	05/26/2007
Duncan Hepburn and Genevieve de Courtanbaux	05/29/2010
Ekaterina Jadorobna Kharlampieva	01/04/2014




OK.....

It's been a while since we've have had a contest.

So....

Be the first person to make the comment "Can't wait to see you Sarah at _____ (fill in the blank)" and you will win a prize. Post on

Facebook or via email



Other Places to Find Great Things

There are many sites on the Web and Facebook for SCA interests. Below are a few. This is in no way an endorsement for any of the groups listed, or a final list. It is just a way to direct people to groups that they not know about, that may be of interest.

Web:

sca.org
ansteorra.org
steppes.ansteorra.org
calendar.ansteorra.org
hospitaler.ansteorra.org
heraldry.ansteorra.org/honors (Awards)
ansteorra.org/links

Facebook:

Barony of the Steppes

Society for Creative Anachronism (SCA)- <https://www.facebook.com/currentmiddleages>

The official Facebook page for the SCA.

Legion of Swashbucklers

This group is open to all rapier fighters

Steppes Cooks

This group is for those interested in cooking

Steppes Calligraphers and Illuminators Guild

SCA 50 Year Celebration - <https://www.facebook.com/Sca50YearCelebration>

This is the Facebook site for the 50 year Celebration held in June 2016

Canvas Castle Showcase- <https://www.facebook.com/groups/471086229603006/>

Canvas Castle Showcase: Show off your tent, camping furniture, or anything that makes your camping experience more homey

Elizabethan Costume- <http://www.facebook.com/groups/29374273995/>

For those people fascinated with the clothing, accessories, hairstyles, cosmetics, etc. of the 16th century. Although the name says "Elizabethan," anything from the Tudor period (1485-1603) is fair game for discussion.

Garb For Sale - <http://www.facebook.com/groups/130311470376509/>

For selling clothing, camping equipment, feast gear, period books and services

SCA Runway - <https://www.facebook.com/groups/460750480615188/?ref=ts&fref=tsA>

Place for showing off SCA fashion.

Tudor Conversations- <http://www.facebook.com/groups/TudorWorld/>

An on-going conversation among like-minded enthusiasts of the 16th century exploring the world of the Tudors, with occasional excursions among the early Stuarts

Viking Clothing <https://www.facebook.com/groups/279611679205/>

For all clothes viking!

Vikings of the SCA - <http://www.facebook.com/groups/244158265607631/>

Group for those interested in all things "Viking" related in the SCA.

SCA Equestrian - <https://www.facebook.com/groups/34623283817/>

For those interested in Equestrian Arts in the SCA

SCA Garb - <http://www.facebook.com/groups/scagarb/>

A group for discussion of researching and making all types of garb for the SCA

Disclaimer/Copyright Statement/Credits



This is the **January 2015** issue of the Steppes Newsletter, a publication of The Barony of the Steppes of the Society for Creative Anachronism, Inc. The Steppes Letter is available from Nancy Finnell P. O. Box 1728 Denison, TX. It is not a corporate publication of the Society for Creative Anachronism, Incorporated, and does not delineate SCA policies.”

Copyright 2014 Society for Creative Anachronism, Inc.

For information on reprinting articles, photographs, and artwork from this publication, please contact the chronicler, who will assist you in contacting the original creator of the piece. Please respect the legal rights of our contributors.




Photo and Article Credits

Page 1: Mikael Colquhoun
Page 2: Sarah Fynn
Page 8: Baroness Ekaterina Iadorovna Kharlampieva, Lady Gabriele
Page 13: Enoch Crandal Mac Cranon
Page 14: Master Caelin, Sarah Fynn
Page 15: Torin Seven Stiches
Page 16: Master Caelin on Andrede
Page 17: Peter Rhys, Sarah Fynn
Page 18: Master Caelin on Andrede

Officer badges used by permission from Ansteorra.org freely provided clipart
Clip Art: Microsoft Publisher

Mighty Oaks from Little Acorns Grow